

Pipe fittings Sprint® Series S2000

Fittings threads: BSP (G1/8, G1/4, G3/8, G1/2),
BSPT (R1/8, R1/4, R3/8, R1/2)



Series S2000 pipe fittings are characterized by great reliability of female threads, both BSP and BSPT, with non-flat surfaces. The patented Sprint models are provided with a particular torque system which avoids the use of liquid glues or PTFE band, making thus the mounting quicker.

Thanks to this system the connection and disconnection of the fitting can be repeated several times without compromising the seal on the thread.

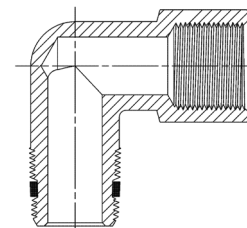
4

CONNECTION

GENERAL DATA

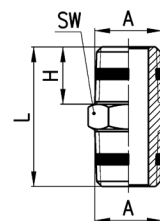
Material	nickel-plated brass and PTFE
Threads	GAS conical ISO 7 (BSPT) GAS cylindrical ISO 228 (BSP)
Pressure	40 bar
Fluid	compressed air and other low pressure fluids
Temperature	-40°C + 120°C

Pipe fittings Sprint®



Fittings Mod. S2500

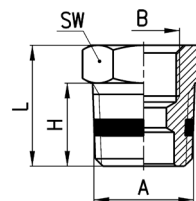
BSPT Nipple Sprint®


DIMENSIONS

Mod.	A	H	L	SW	Weight (g)
S2500 1/8	R1/8	7,5	19,5	12	8
S2500 1/4	R1/4	11	27	14	15
S2500 3/8	R3/8	11,5	28	17	21
S2500 1/2	R1/2	14	33,5	22	39

Fittings Mod. S2530

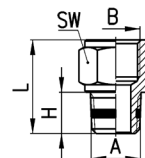
BSPT Reducing Nipple Sprint®


DIMENSIONS

Mod.	A	B	H	L	SW	Weight (g)
S2530 1/4-1/8	R1/4	G1/8	11	16	14	9
S2530 3/8-1/8	R3/8	G1/8	11,5	16,5	17	16
S2530 1/2-1/8	R1/2	G1/8	14	19,5	22	13
S2530 3/8-1/4	R3/8	G1/4	11,5	16,5	17	33
S2530 1/2-1/4	R1/2	G1/4	14	19,5	22	32
S2530 1/2-3/8	R1/2	G3/8	14	19,5	22	22

Fittings Mod. S2520

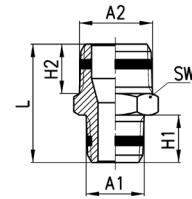
BSPT Male Reducing Extension Sprint®


DIMENSIONS

Mod.	A	B	H	L	SW	Weight (g)
S2520 1/8-1/8	R1/8	G1/8	7,5	17,5	13	11
S2520 1/8-1/4	R1/8	G1/4	7,5	19	17	15
S2520 1/8-3/8	R1/8	G3/8	7,5	20	20	19
S2520 1/4-1/4	R1/4	G1/4	11	22,5	17	17
S2520 1/4-3/8	R1/4	G3/8	11	23,5	20	33
S2520 1/4-1/2	R1/4	G1/2	11	27,5	24	34
S2520 3/8-3/8	R3/8	G3/8	11,5	24	20	36
S2520 3/8-1/2	R3/8	G1/2	11,5	28	24	56
S2520 1/2-1/2	R1/2	G1/2	14	30,5	24	41

Fittings Mod. S2510

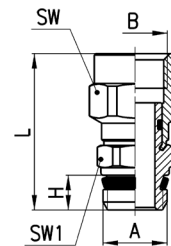
BSPT Reducing Sprint®



DIMENSIONS							
Mod.	A1	A2	H1	H2	L	SW	Weight (g)
S2510 1/8-1/4	R1/8	R1/4	7,5	11	23,5	14	14
S2510 1/8-3/8	R1/8	R3/8	7,5	11,5	24	17	22
S2510 1/4-3/8	R1/4	R3/8	11	11,5	27,5	17	19
S2510 1/4-1/2	R1/4	R1/2	11	14	30,5	22	33
S2510 3/8-1/2	R3/8	R1/2	11,5	14	31	22	36

Fittings Mod. 2541

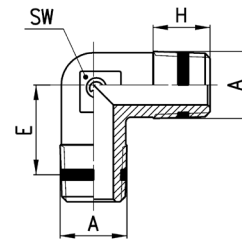
BSPT Swivel Male Nipple Sprint®



DIMENSIONS							
Mod.	A	B	H	L	SW	SW1	Weight (g)
2541 1/8-1/8	G1/8	G1/8	5,5	28	13	14	17
2541 1/4-1/4	G1/4	G1/4	7	31,5	17	14	26
2541 3/8-3/8	G3/8	G3/8	8	34	20	19	39

Fittings Mod. S2010

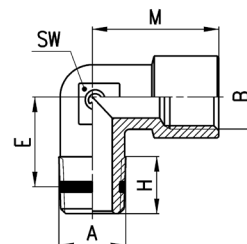
BSPT Male Elbow Sprint®



DIMENSIONS					
Mod.	A	E	H	SW	Weight (g)
S2010 1/8	R1/8	11,5	7,5	9	9
S2010 1/4	R1/4	13,5	11	12	17
S2010 3/8	R3/8	15,5	11,5	14	25
S2010 1/2	R1/2	16	14	16	47

Fittings Mod. S2020

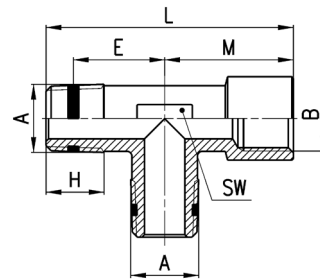
Male Female Elbow Sprint®



DIMENSIONS							
Mod.	A	B	E	H	M	SW	Weight (g)
S2020 1/8-1/8	R1/8	G1/8	11,5	8,5	19	11	16
S2020 1/4-1/4	R1/4	G1/4	15	11	23	13	27
S2020 3/8-3/8	R3/8	G3/8	15	11,5	25	15	33
S2020 1/2-1/2	R1/2	G1/2	17,5	14	31,5	20	62

Fittings Mod. S2050

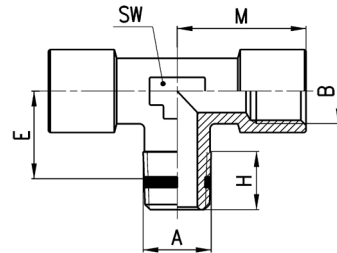
M.M.F. Tee Sprint®


DIMENSIONS

Mod.	A	B	E	H	L	M	SW	Weight (g)
S2050 1/8-1/8	R1/8	G1/8	11,5	8,5	37	19	12	14
S2050 1/4-1/4	R1/4	G1/4	15	11	46	23	13	44
S2050 3/8-3/8	R3/8	G3/8	15	11,5	48,5	25	16	59
S2050 1/2-1/2	R1/2	G1/2	17,5	14	60,5	31,5	20	81

Fittings Mod. S2060

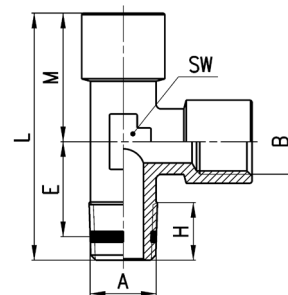
F.M.F. Tee Sprint®


DIMENSIONS

Mod.	A	B	E	H	M	SW	Weight (g)
S2060 1/8-1/8	R1/8	G1/8	11,5	8,5	19	12	31
S2060 1/4-1/4	R1/4	G1/4	15	11	23	13	38
S2060 3/8-3/8	R3/8	G3/8	15	11,5	25	16	51
S2060 1/2-1/2	R1/2	G1/2	17,5	14	31,5	20	88

Fittings Mod. S2070

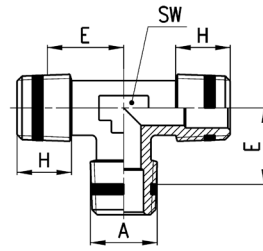
M.F.F. Tee Sprint®


DIMENSIONS

Mod.	A	B	E	H	L	M	SW	Weight (g)
S2070 1/8-1/8	R1/8	G1/8	11,5	8,5	37	19	12	30
S2070 1/4-1/4	R1/4	G1/4	15	11	46	23	13	36
S2070 3/8-3/8	R3/8	G3/8	15	11,5	48,5	25	16	51
S2070 1/2-1/2	R1/2	G1/2	17,5	14	60,5	31,5	20	89

Fittings Mod. S2080

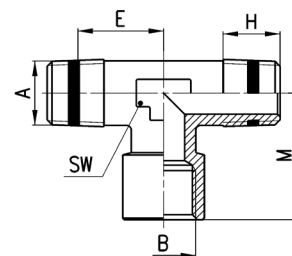
Male Tee Sprint®



DIMENSIONS					
Mod.	A	E	H	SW	Weight (g)
S2080 1/8	R1/8	11,5	7,5	9	14
S2080 1/4	R1/4	13,5	11	12	31
S2080 3/8	R3/8	15,5	11,5	14	50
S2080 1/2	R1/2	16	14	16	63

Fittings Mod. S2090

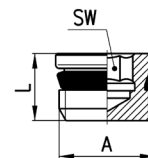
M.F.M. Tee Sprint®



DIMENSIONS							
Mod.	A	B	E	H	M	SW	Weight (g)
S2090 1/8-1/8	R1/8	G1/8	11,5	8,5	19	12	22
S2090 1/4-1/4	R1/4	G1/4	15	11	23	13	16
S2090 3/8-3/8	R3/8	G3/8	15	11,5	25	16	59
S2090 1/2-1/2	R1/2	G1/2	17,5	14	31,5	20	80

Fittings Mod. 2612 M7 and Mod. S2610

Mod. 2612 M7: Metric Male Plug
Mod. S2610: BSP Male Plug Sprint®

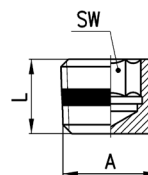


DIMENSIONS				
Mod.	A	L	SW	Weight (g)
2612 M7	M7	7	4	2 *
S2610 1/8	G1/8	7,5	4	3
S2610 1/4	G1/4	9	6	6
S2610 3/8	G3/8	10	8	12
S2610 1/2	G1/2	11	10	21

* with O-ring

Fittings Mod. S2615

BSPT Male Plug Tapper Sprint®



DIMENSIONS				
Mod.	A	L	SW	Weight (g)
S2615 1/8	R1/8	8	5	2
S2615 1/4	R1/4	10	7	6
S2615 3/8	R3/8	10	8	12